

PATRICK JACKSON

patrick.b.jackson@gmail.com

805.215.8169

516 IRVINE AVE.

NEWPORT BEACH, CA 92663

**SENIOR DESIGNER /
PROJECT MANAGER**

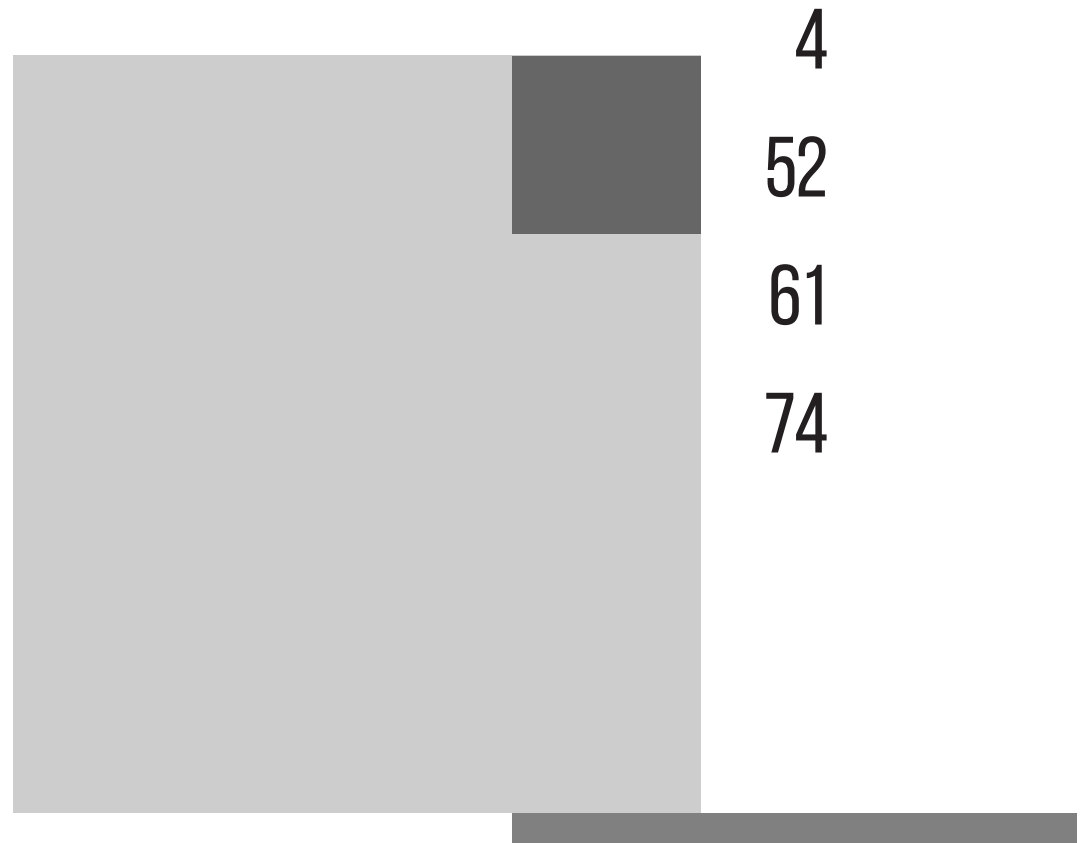
CONTENTS

RESIDENTIAL

OFFICE/COMMERCIAL

EDUCATION/UNIVERSITY

WORSHIP/MIXED-USE







RESIDENTIAL




STAD RESIDENCE

ANAHEIM, CA

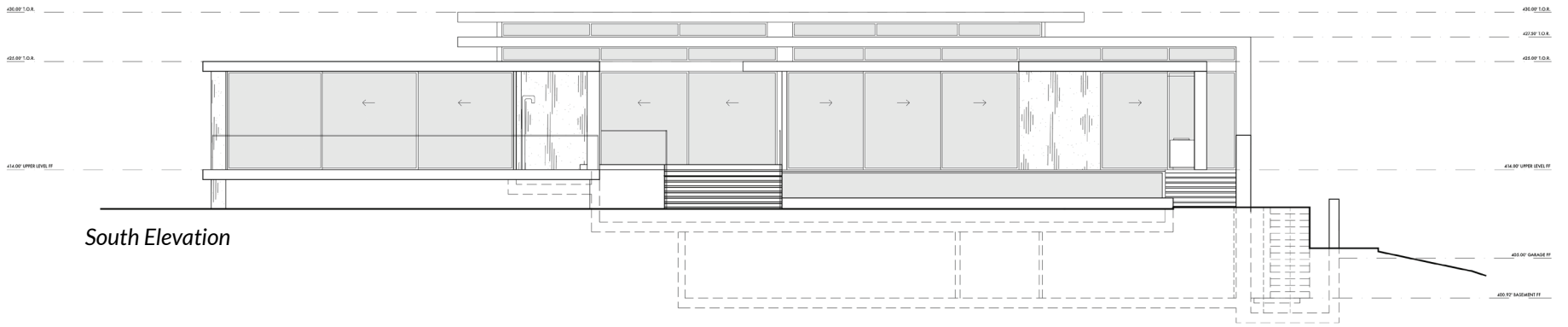
Role: Project Manager/Senior Designer

Firm: Horst Architects

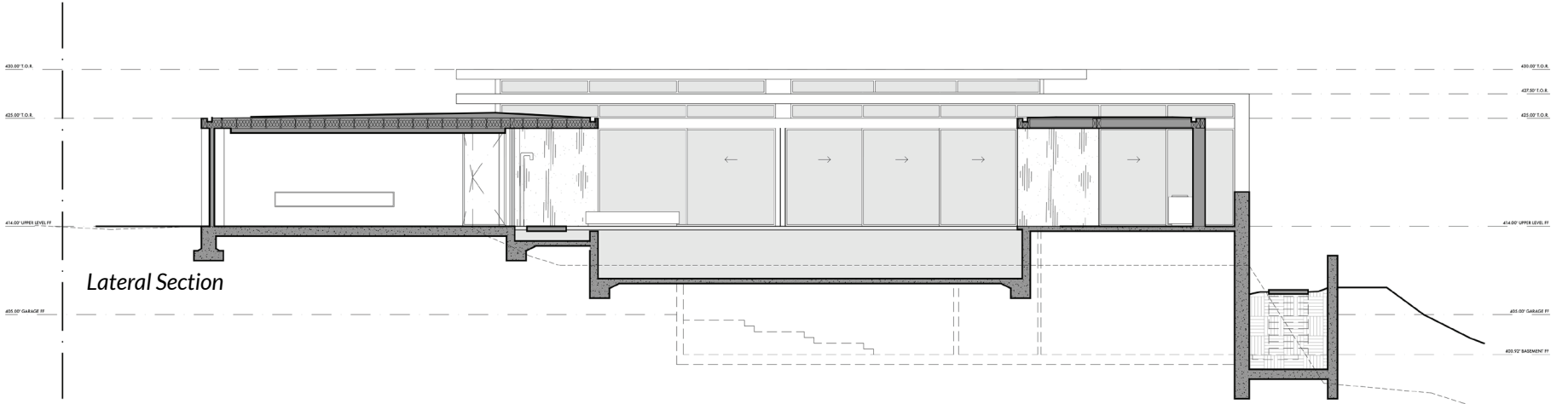

Date: 2019



This 8,500 square foot residence involves the demolition of an existing home on an expansive site comprised of more than an acre in a view corridor zone of an equestrian region. The existing subterranean garage space along with key load bearing walls were maintained while a completely new massing scheme was developed to accentuate use of the outdoor spaces that open to views from the descending grade. Thin, cantilevering flat roofs respect zoning standards while diminishing the grand scale of the home characterize the homes design. Key materials implemented in the design are large stone slabs, huge glass panels, zinc, exposed steel and a brushed concrete finish.



South Elevation



Lateral Section



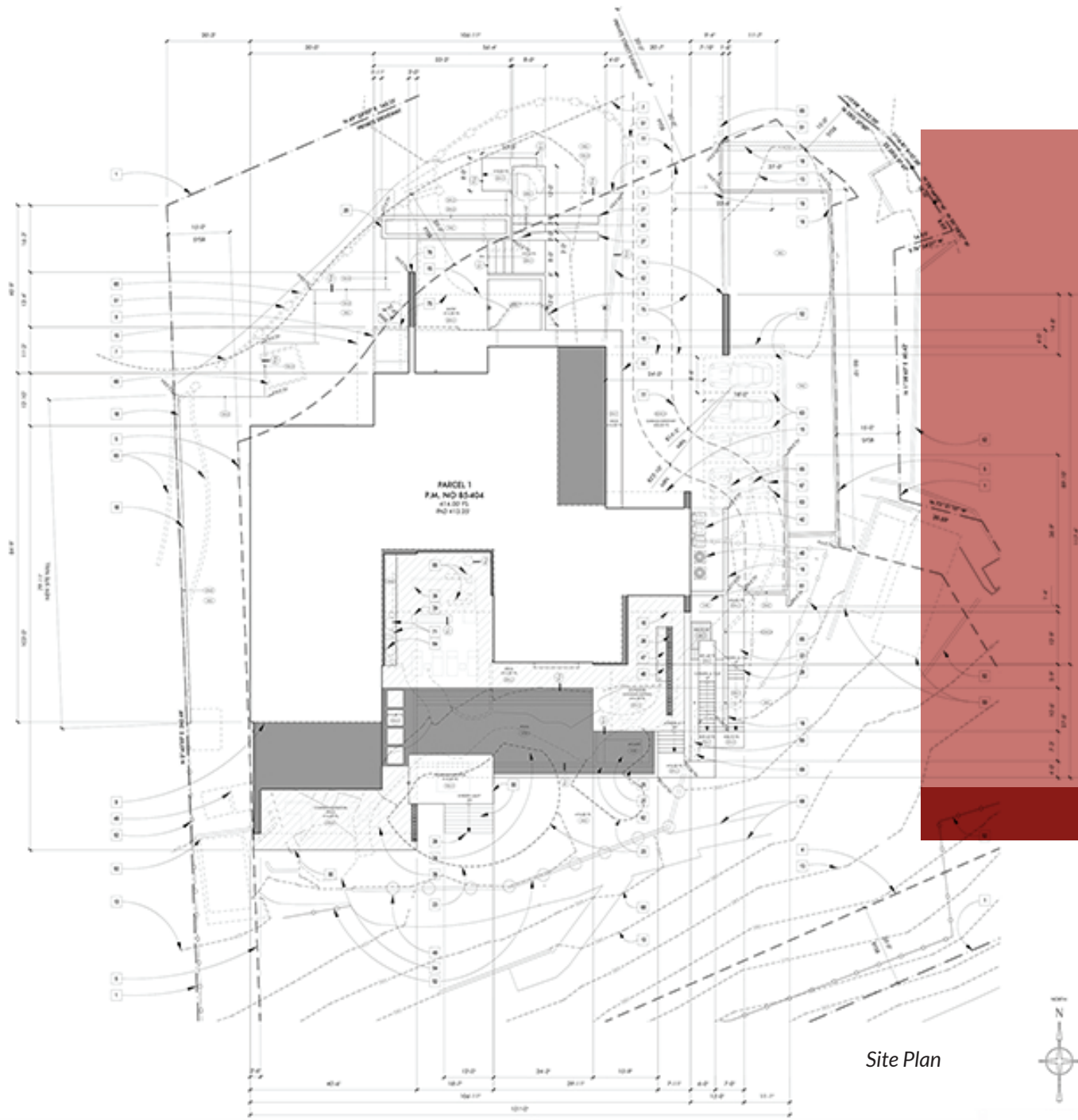
Sketch Up Rendering: Front-Entrance



Master Bathroom Rendering




Master Bedroom Rendering






Entry Rendering



Pool Deck Rendering





Rear Rendering

POLITIS RESIDENCE

Role: Project Manager/ Senior Designer

Firm: South Coast Architects

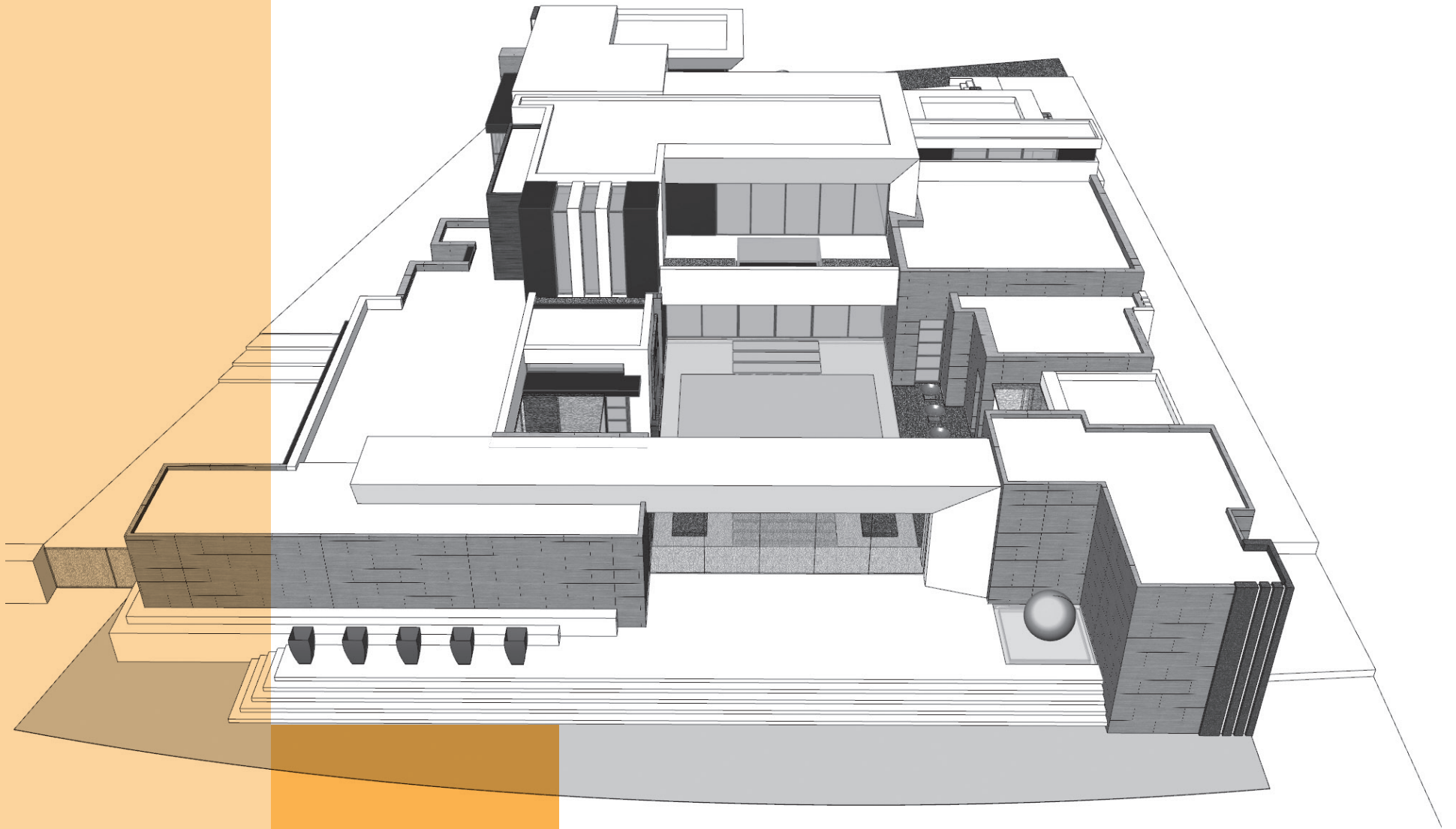
Date: 2020-2021

LA QUINTA - MADISON CLUB, CA

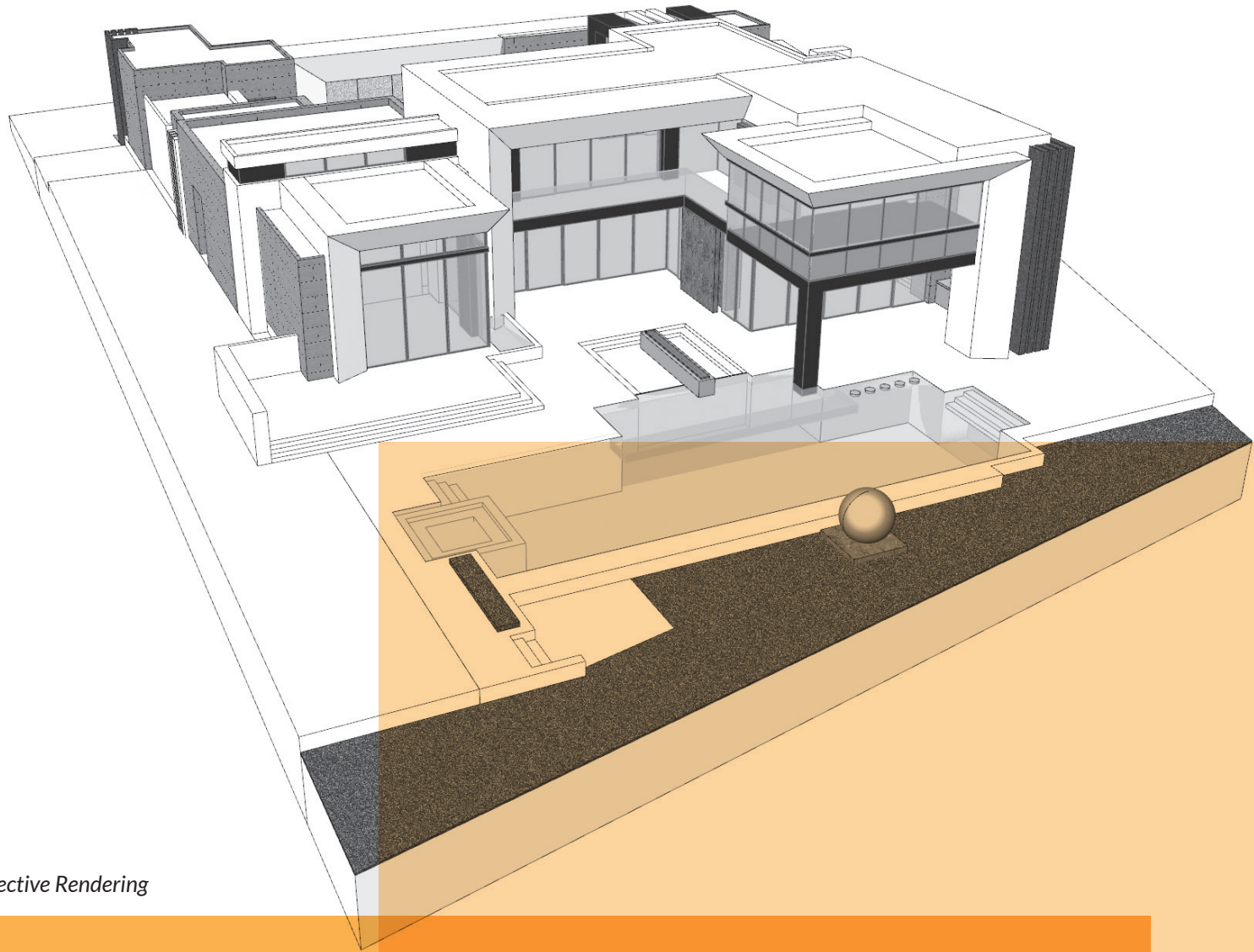
Located in the exclusive Madison Club neighborhood in the Palm Springs Valley, this luxurious 9,812 sf sprawling modern residence takes a progressive spin on the timeless mid-century desert architecture that is defined by openness, horizontality, integration of environment, deep roof overhangs, and a subdued and elegant material/color palette.

Pocketing custom laser cut steel panels disappear into the entry massing that leads into a courtyard dominated by native desert landscaping and reflection pools where stone pavers emerge. The lower level of the home has a central great room that opens on two sides with large pocketing glass sliders. Creating a U-shaped layout, the flanking sides of the residence are the home of multiple bedroom suites, each having independent bathroom suites and direct access to garden and courtyard spaces.

The upper level is organized as the entertaining portion of the home. The second-story bar and lounge area overlooking golf course views. The exterior features are activated with multiple patios and an expansive infinite edge pool that contains a fire trough, wet bar, jacuzzi, and baja shelf.



Front Perspective Conceptual Rendering



Rear Schematic Perspective Rendering



Family Room Rendering



Kitchen Rendering



Master Bathroom Suite Rendering



Front Rendering



CALL RESIDENCE

CORONADO, CA

Role: Project Manager/Designer

Firm: Horst Architects

Date: 2016-2017




East Waterfront Rendering

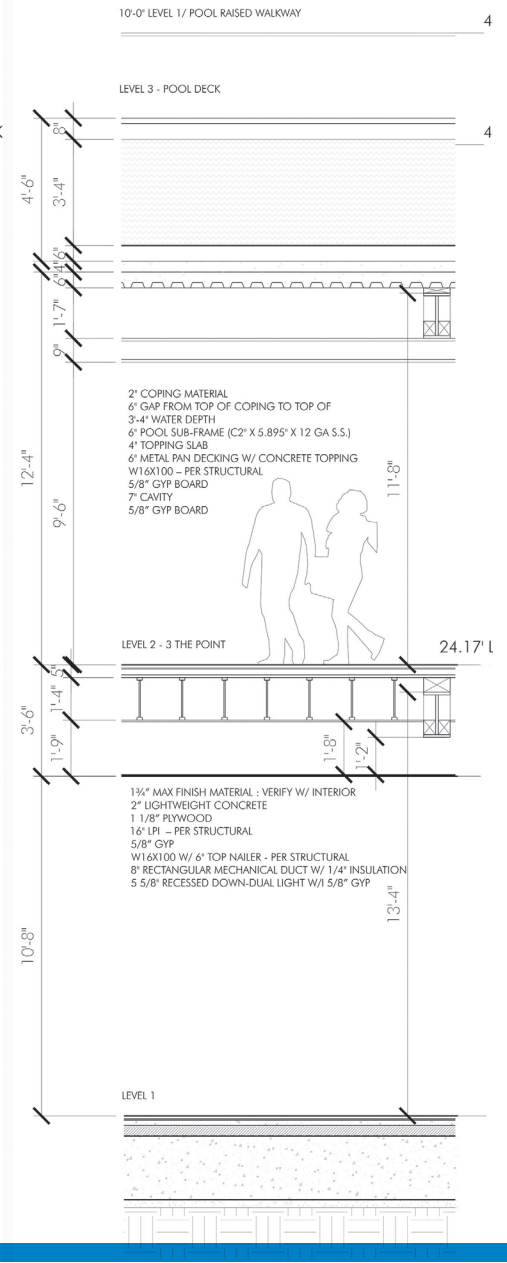
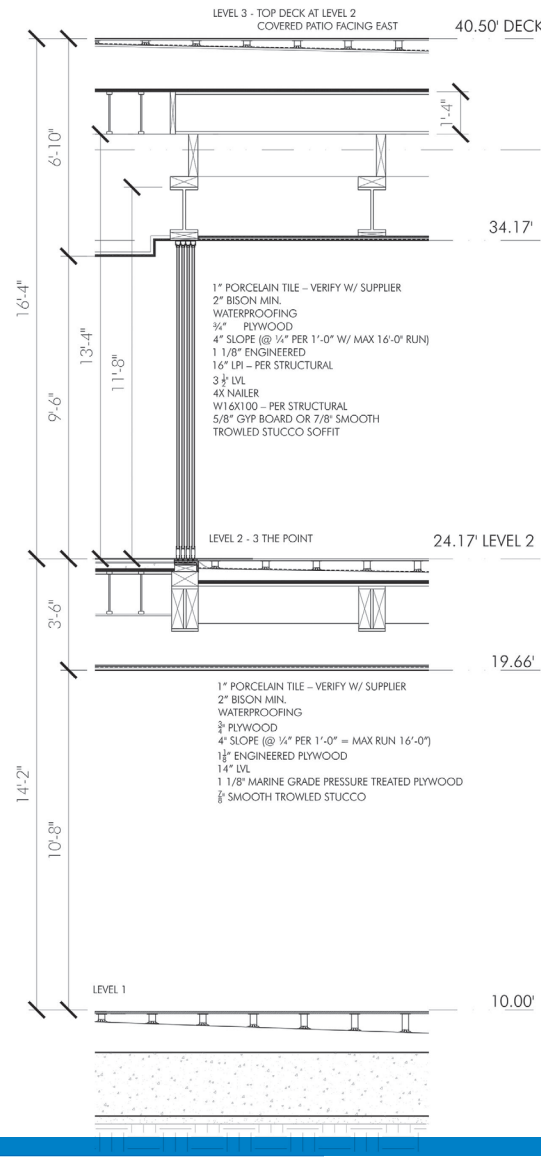
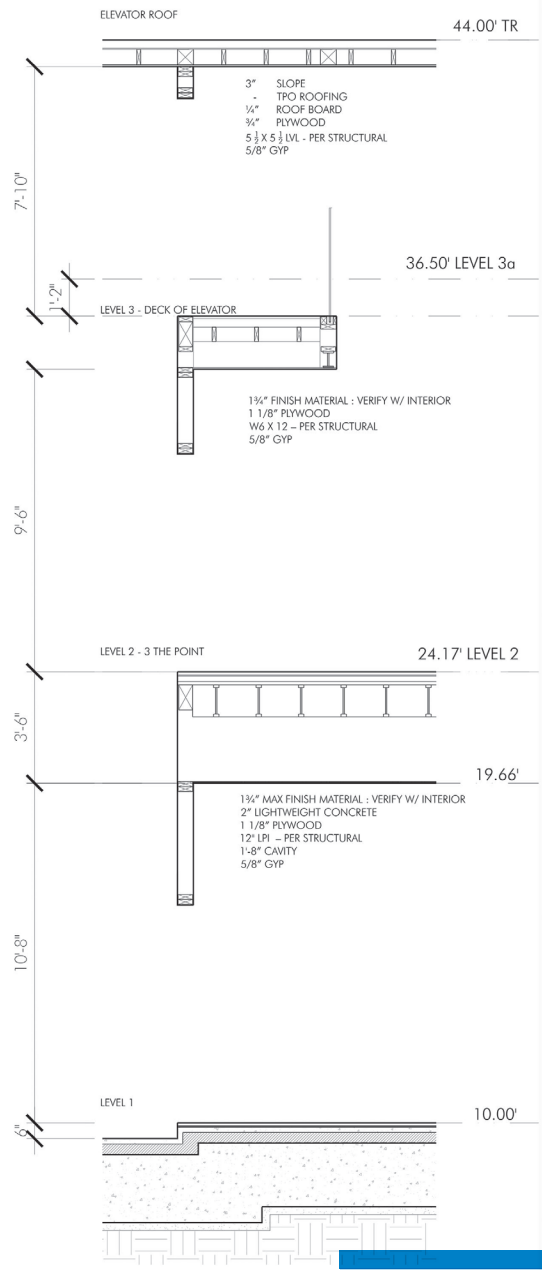
This residence unifies two lots on a picturesque point of the San Diego Bay. Sweeping ocean water views, cool salty breezes, a temperate climate and nautical allusions influenced the form and organization of this private retreat. Two masses of the house are linked by a glass-enclosed entryway. Slicing the two masses, this transparent entry piece leads the eye to the private rear yard where an infinity edge pool seamlessly flows into the Pacific Ocean. The rear deck space takes advantage of the climate with seating, BBQ grills, integrated seating, outdoor fire pits, and panoramic views throughout.

The first level programmatically stores many of the recreational, culinary, entertainment, and social spaces. The second level is accessed by either elevator or elliptical stairway. The curving, cloud-like forms provide security to more private spaces such as bathrooms and bedrooms where views are framed with deep punctuations into the sweeping masses.



Entry Sequence Rendering







Construction Photo

As-Built Facade Photo



DOMINGUEZ RESIDENCE


Role: Project Manager/Senior Designer

Firm: South Coast Architects


Date: 2021-2022

NEWPORT COAST - PELICAN POINT, CA


Major home remodel to existing two-story home to include garage expansion, re-design of all interior spaces, new roof, subterranean work for new basement level serving function of entertainment area, gym, guest suite, and mechanical space. Re-model includes updated exterior material palette in alignment with classical Spanish and Mediterranean influences. Site work includes updated pool, jacuzzi, bbq area, and two deck areas along with major update to landscape selection.



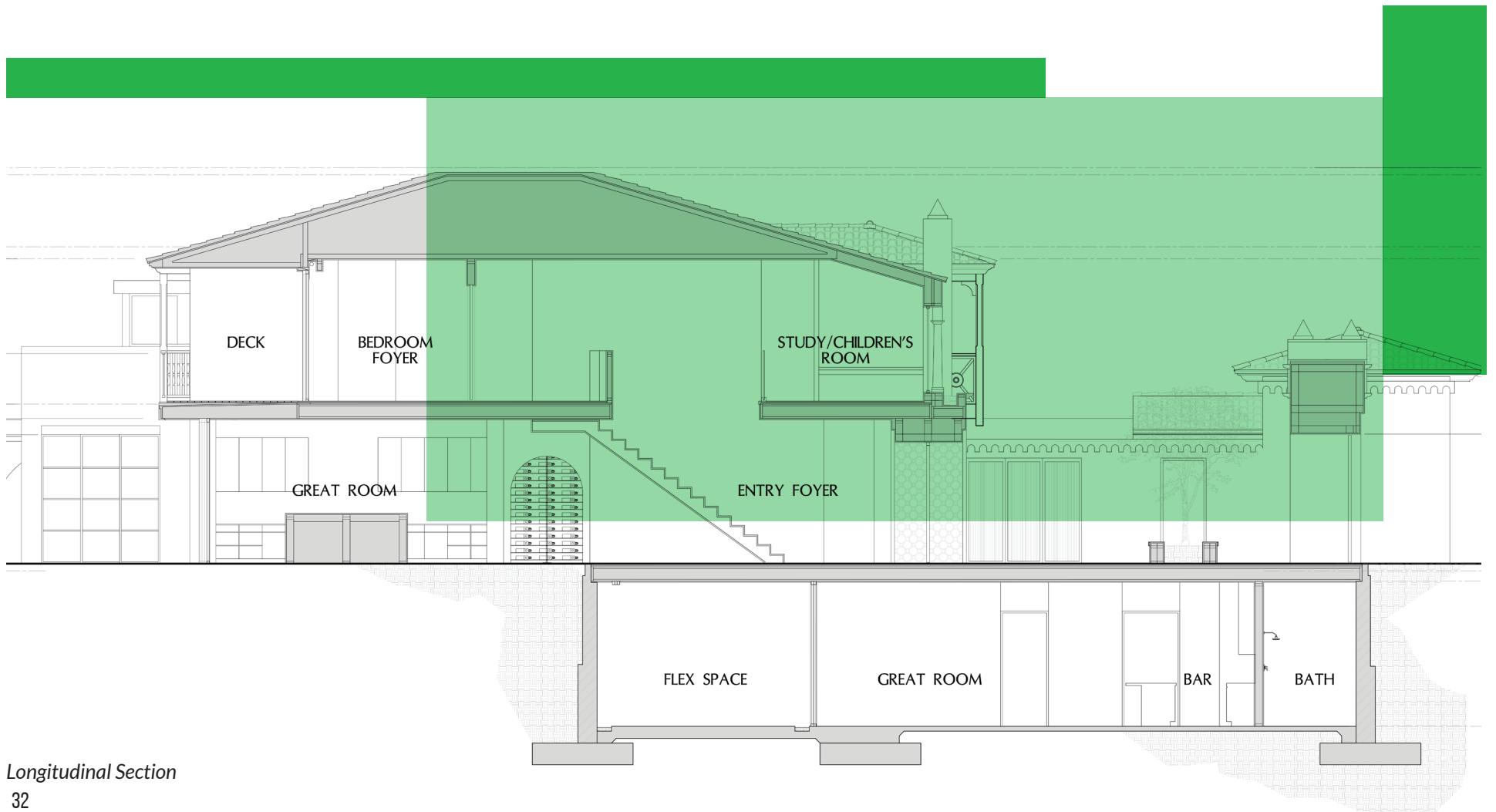
Schematic Perspective Sketch



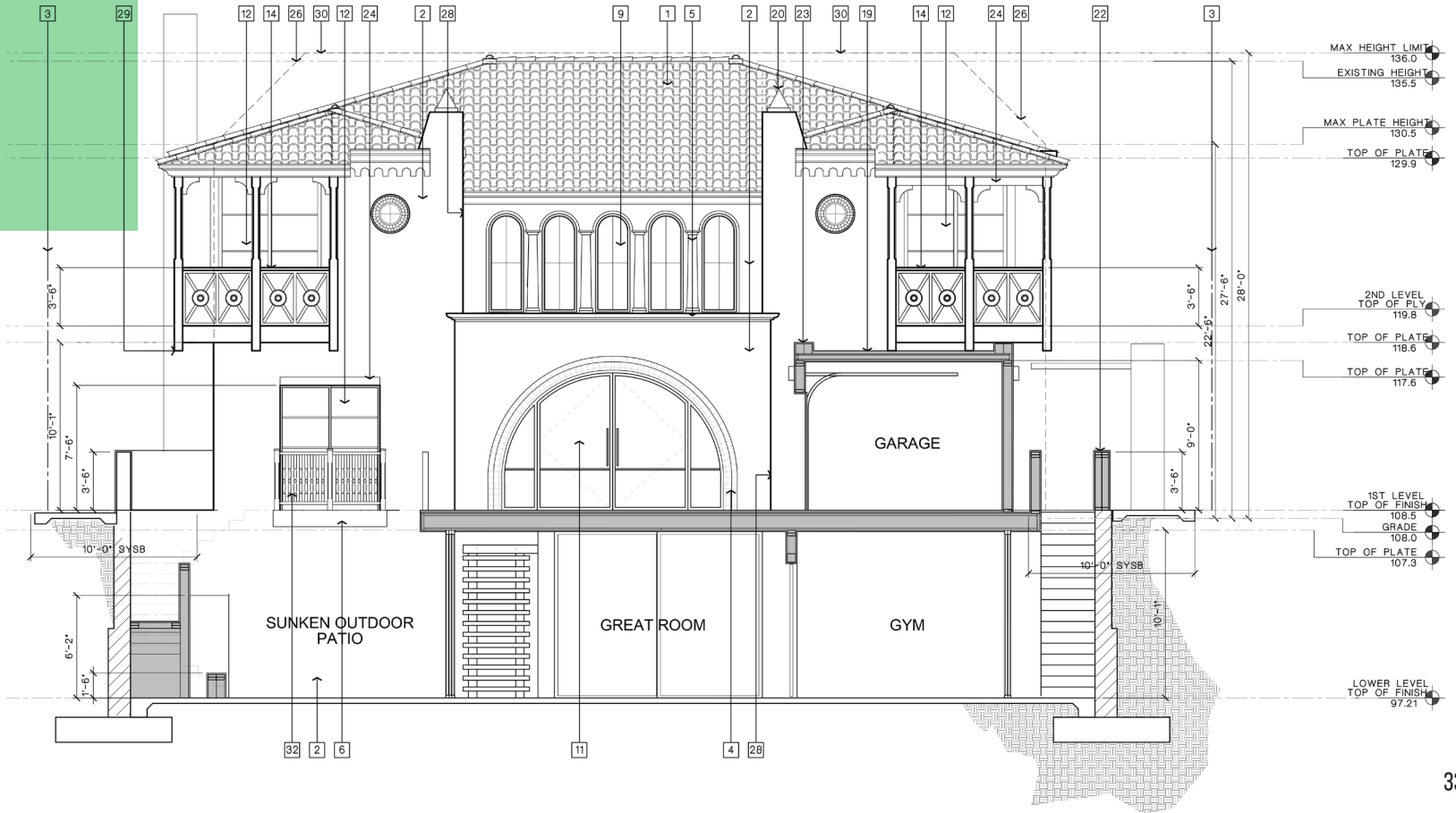

Front Perspective Conceptual Rendering



Rear Perspective Conceptual Rendering



Longitudinal Section




Front Elevation/
Lateral Section

TUHAYE CABINS

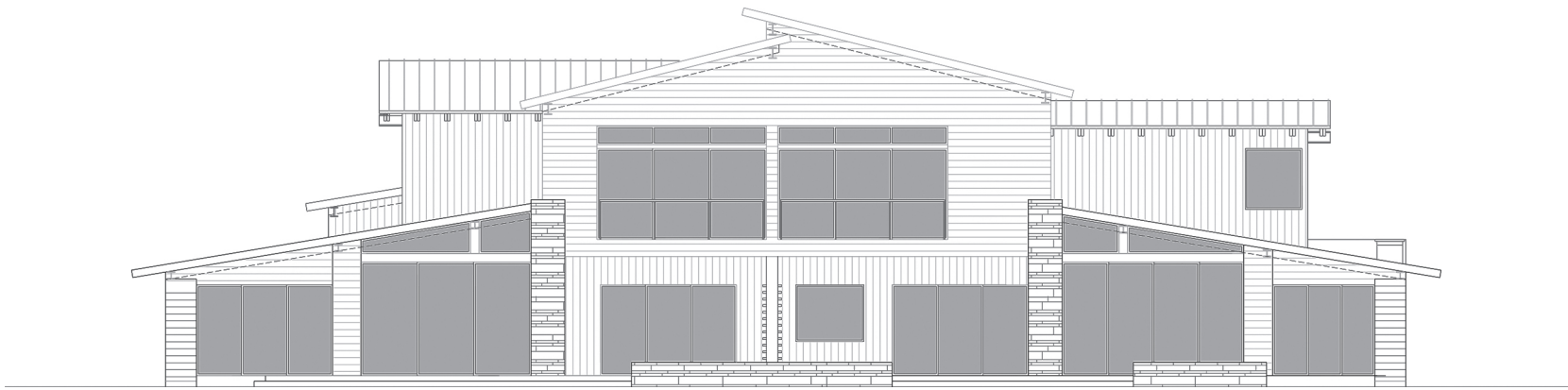
Role: Project Manager/Senior Designer
Firm: Horst Architects
Date: 2018

CAMAS, UT

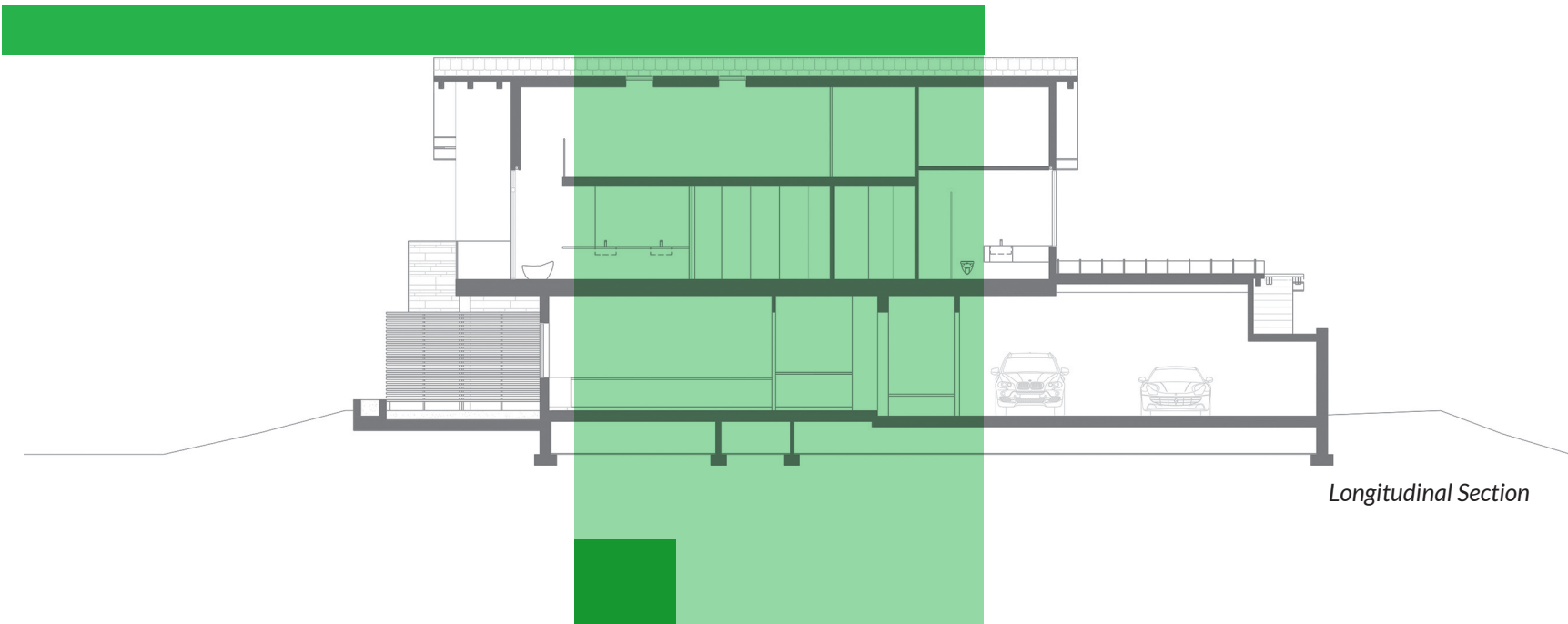


The two lots comprising the Tuhaye Cabin developments, are a modern interpretation of a rustic southwest architectural language as applied to luxury-residential properties. Both homes are 5,200 square-feet and are divided by a central, structural party wall. A dynamic approach is manifested in roof gestures of single-pitched or modest overlapping shed roofs comprised of a combination of standing seam metal and cedar shingles.

Internally, strategically placed two story voids arrange circulation and are punctuated by bridge-like features with exposed steel beams, metal fins, and wire cables that reinforce aesthetic themes. The two-story voids are crowned with expanses of glass that filter light to the lower spaces while reminding the inhabitant of the beauty beyond.




Rear Elevation



Longitudinal Section

As-Built Photo





Interior Rendering: metal stair + wood bridge exhibit



Interior Rendering



As-Built Photo



Pool Rendering

SANTA ANA, CA

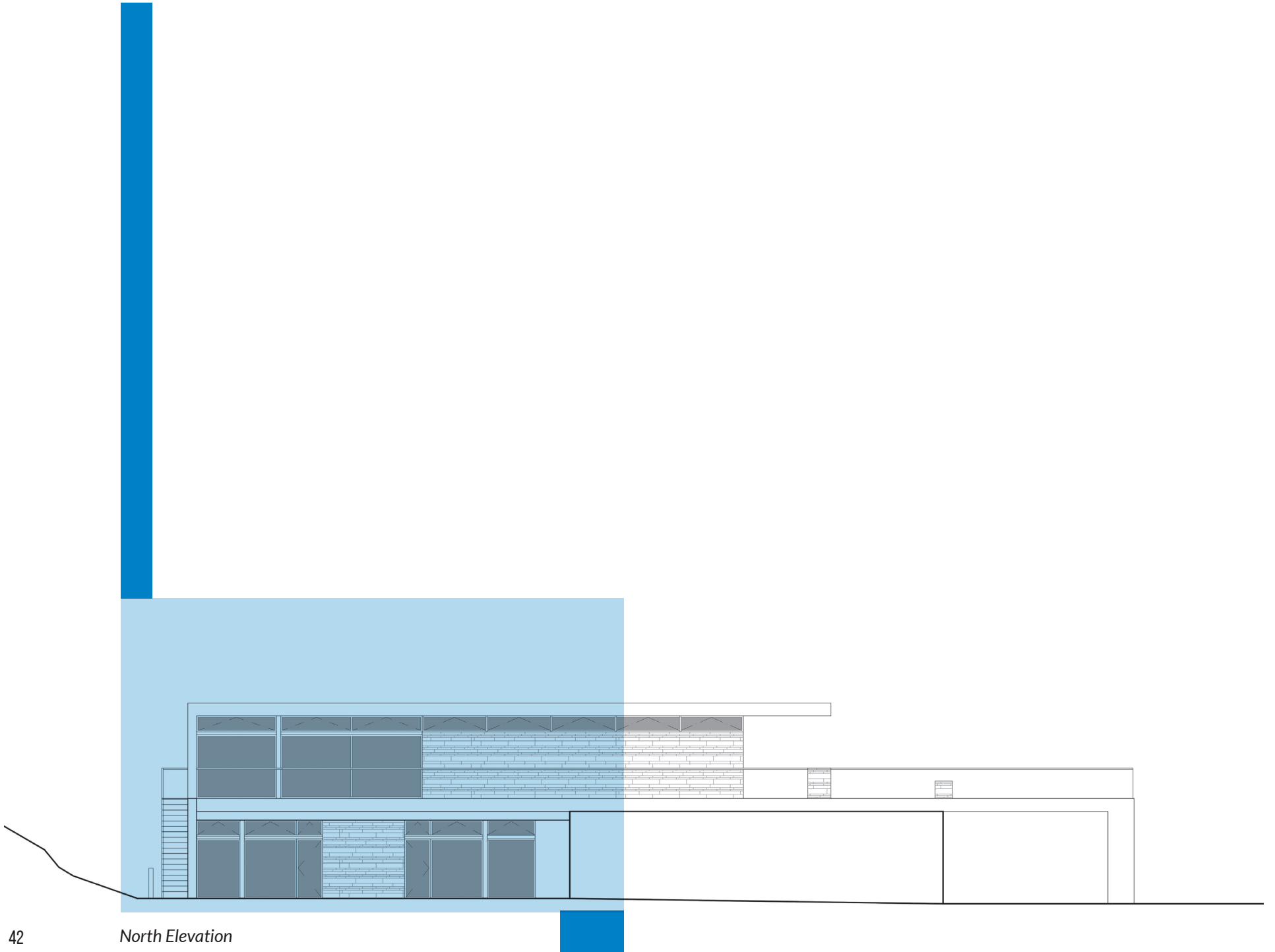
AKERMAN RESIDENCE

Role: Project Manager
Firm: Horst Architects
Date: 2018-2019


Two-level contemporary single-family residence sited in the on a 31,363 square foot plot of land in a hillside community.

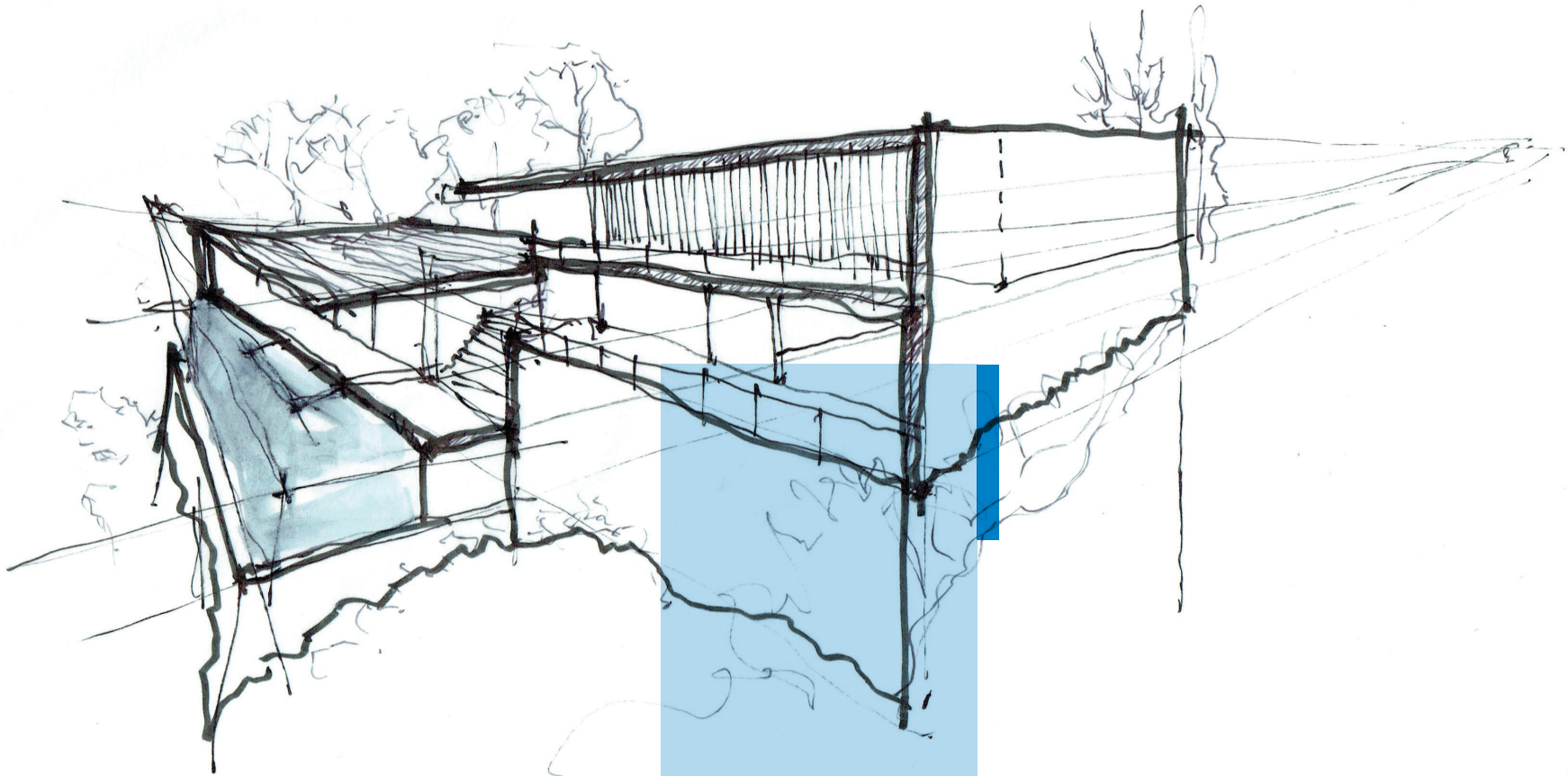
The layout, function, program, and materiality of the home echo a theme of transparency and flexibility. Flat, expansive roofs create deep overhangs that unify interior and exterior while utilizing passive means of heating and cooling.

The home is comprised of two rectangular masses perpendicular to the slope of the site. One of these bar-like masses contains the social, entertaining, and culinary functions of interior space. The more exterior bar is an extruded roof plane, jutting over a patio, deck, and outdoor lounge space. The main mass of the house is anchored to the site by the garage that includes the utilitarian, storage, and service areas. The second level is the master bedroom, placed in an expanded rectilinear layout in which the vertical walls are clad in retractable, wood screens that open to the descending canyon and valley below.




Interior Living Room Rendering





Conceptual Massing Sketch

Exterior Massing Rendering




BATURIN RESIDENCE

LAGUNA BEACH, CA

Role: Project Manager/Designer

Firm: Horst Architects

Date: 2018



This three-story, modern-luxury home cascades up steep site in a canyon of Laguna Beach. The orientation of thick, board-formed concrete walls frame ocean views along the north south axis. To minimize scale of structure and adhere to strict height limit regulations, the bottom two levels of the home are embedded into the hillside and contain the garage, storage, mechanical space, and guest suite.

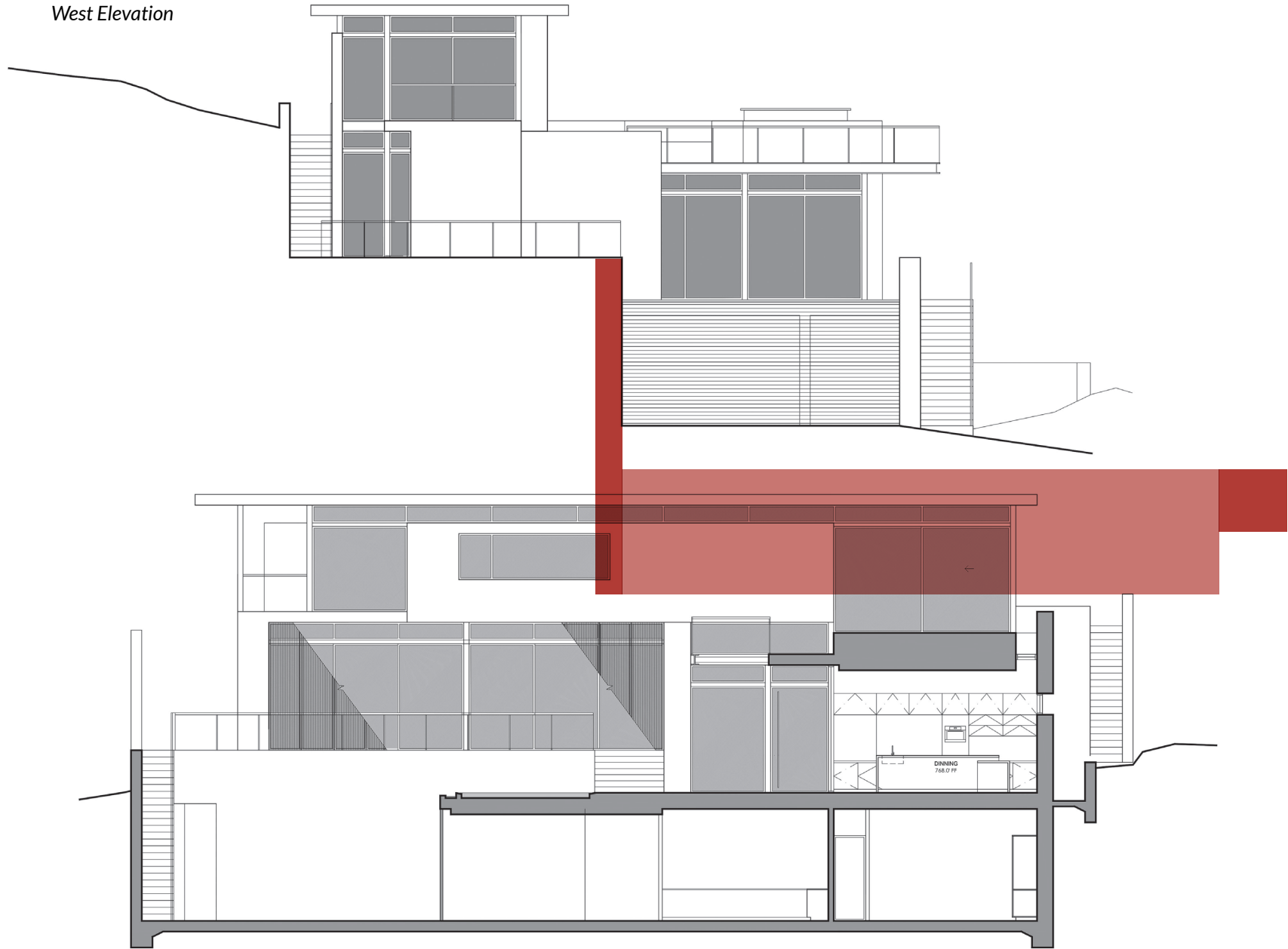
The main floor exists close to grade and provides the main social areas, kitchen, dining, and family area. Each of these spaces is connected visually to the canyon and sea-scape beyond while expansive sliding glass panels provide an enhanced relationship with the surrounding landscape. The taller mass of the house extends off the social and functional axis, and creates two more private levels of bedrooms.

The classic l-shaped layout enhances the closeness to nature while allowing a clean and natural organization of spatial functionality. The master is a glass-clad mass at the uppermost level and is connected to a private deck and green roof of native vegetation.

Street-View Rendering



West Elevation



Longitudinal Section

Interior Living Space Rendering






OFFICE/ COMMERCIAL





RETAIL DESIGN COLLABORATIVE OFFICES

Role: Job Captain/Designer III
Firm: Perkowitz and Ruth/
Retail Design Collaborative
Date: 2015-2016



**LONG BEACH,
CA**

As-Built Photos: (1) Main Work Space
(2) Entry/Reception Desk

This re-invigorated and modernized open floor plan for the function of a large architectural studio was converted from an existing Nordstrom Rack. While reflecting the studio's long-standing culture, the design utilizes progressive schemes of more collaborative, creative, and open space by eliminating traditional cubicles and unnecessary partition walls

Communal creative pods are placed throughout the offices spaces where meetings, conference calls, and design vignettes can occur. A "bridge walk" mezzanine, of industrial steel and exposed structure, encircles the main office space. In combining dynamic collaborative themes while adhering to efficient functionality, the modern office includes: hospitality kitchen, gathering work space, idea lounges, flex offices, community room, material library, shower and lockers, and outdoor plaza.



As-Built Photos: (1) Work-Space
from Mezzanine (2) Break Room/Kitchen



As-Built Photos: Main Work Space



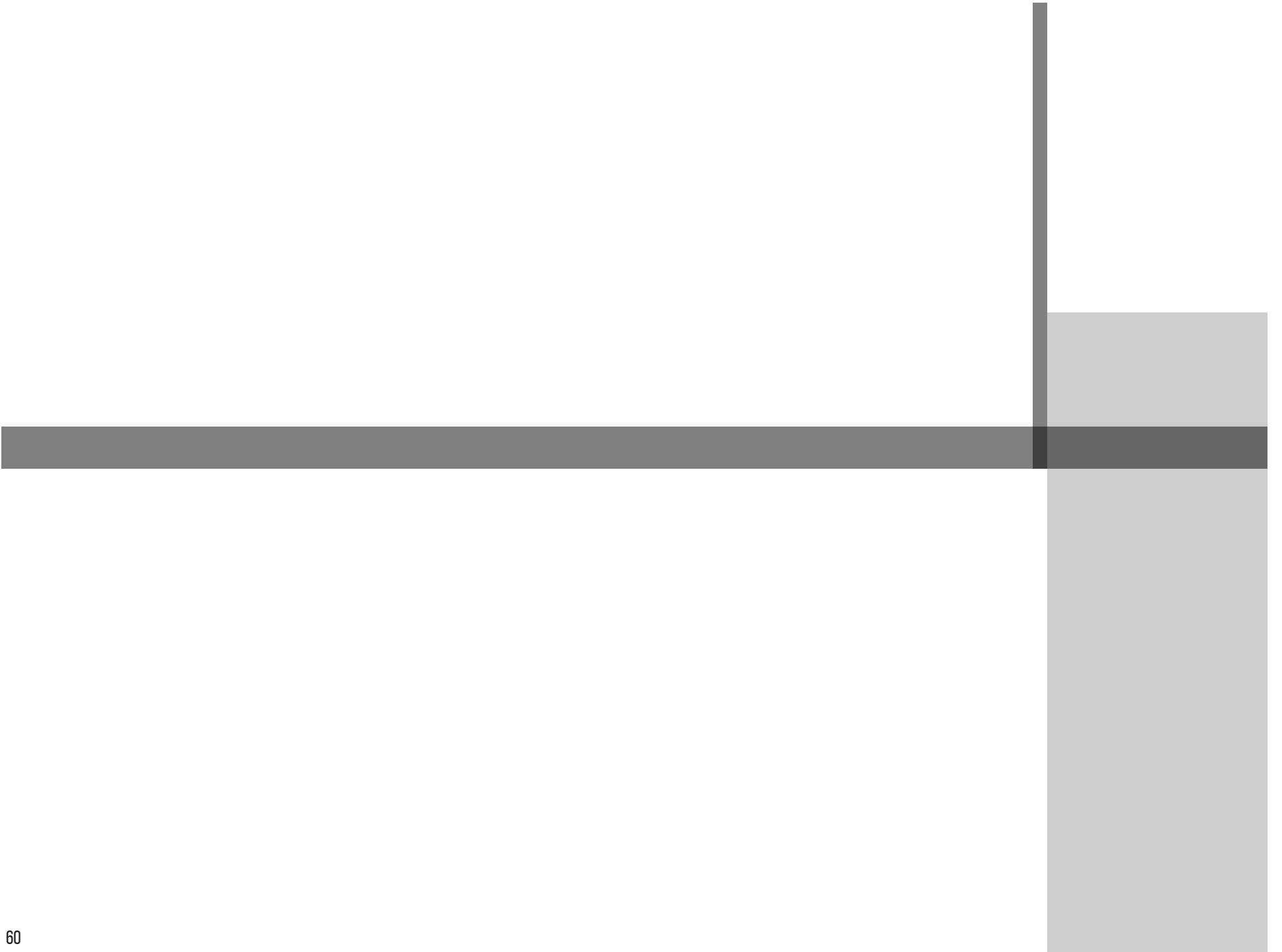
1



2

As-Built Photos:
(1) Kitchen (2) Collaboration Space





EDUCATION/UNIVERSITY




UCLA SPIEKER AQUATIC CENTER

BRENTWOOD, CA



Pool Deck Rendering


Role: Designer II
Firm: Bauer and Wiley Architects
Date: 2008



Construction Photo


The University of California, Los Angeles commissioned the firm to provide architectural and engineering services for the new Speiker Aquatic Center. Supporting UCLA's intercollegiate aquatic athletics, the \$10M center will include an outdoor 52M-competition swimming pool with a 10m dive tower, spectator seating for 2,500, intercollegiate and visiting team lockers, lounge and coaches facility, ticketing and vending, multi-purpose classroom and training center and support spaces.

The new aquatic center occupies the site of four existing tennis courts and spectator seating. The design links the new aquatic center to the existing Sunset Canyon Pool, additional tennis courts and the Sunset Canyon arrival circle and entry. The planning minimizes disruption to the sylvan setting of Sunset Canyon while bringing an original and distinctive presence to the location. Located atop the main aquatic center building, the new classroom, training center, coaches office and athlete's lounge will be visible from the campus access road bringing increased visibility to the aquatic center. The sod roof pool building adds green space to the campus as part of a design planned to achieve a LEED™ equivalent certification.



As-Built Pool Deck and Diving Tower Photo

Overall B.I.M. Massing Model Perspective








UCSD RIMAC ANNEX SAN DIEGO, CA

Role: Designer II/Job Captain
Firm: Bauer and Wiley
Date: 2008


As-Built Wood-Slat Front Facade Photo



The 15,700 SF Recreation Intramural Athletic Complex (RIMAC) has three levels that house an upscale cafe, campus store and lounge on the main level; a conference center, press-box, and gathering spaces on the lower level; and additional dining and lounge space on the upper levels. The building places prominence on the surroundings through views to the foothills and ocean, embracing natural lighting, and cool breezes from the Pacific Ocean.

Transparency is embodied in the west face of the project as a plane of glass skinned in a wooden screen wall that balances the need for visibility with sun screening, light control, and natural ventilation. The east side of the project, becomes a backdrop for a softball stadium and field in creating a dialogue of massive shapes that speak of the functionality of the interior elements.

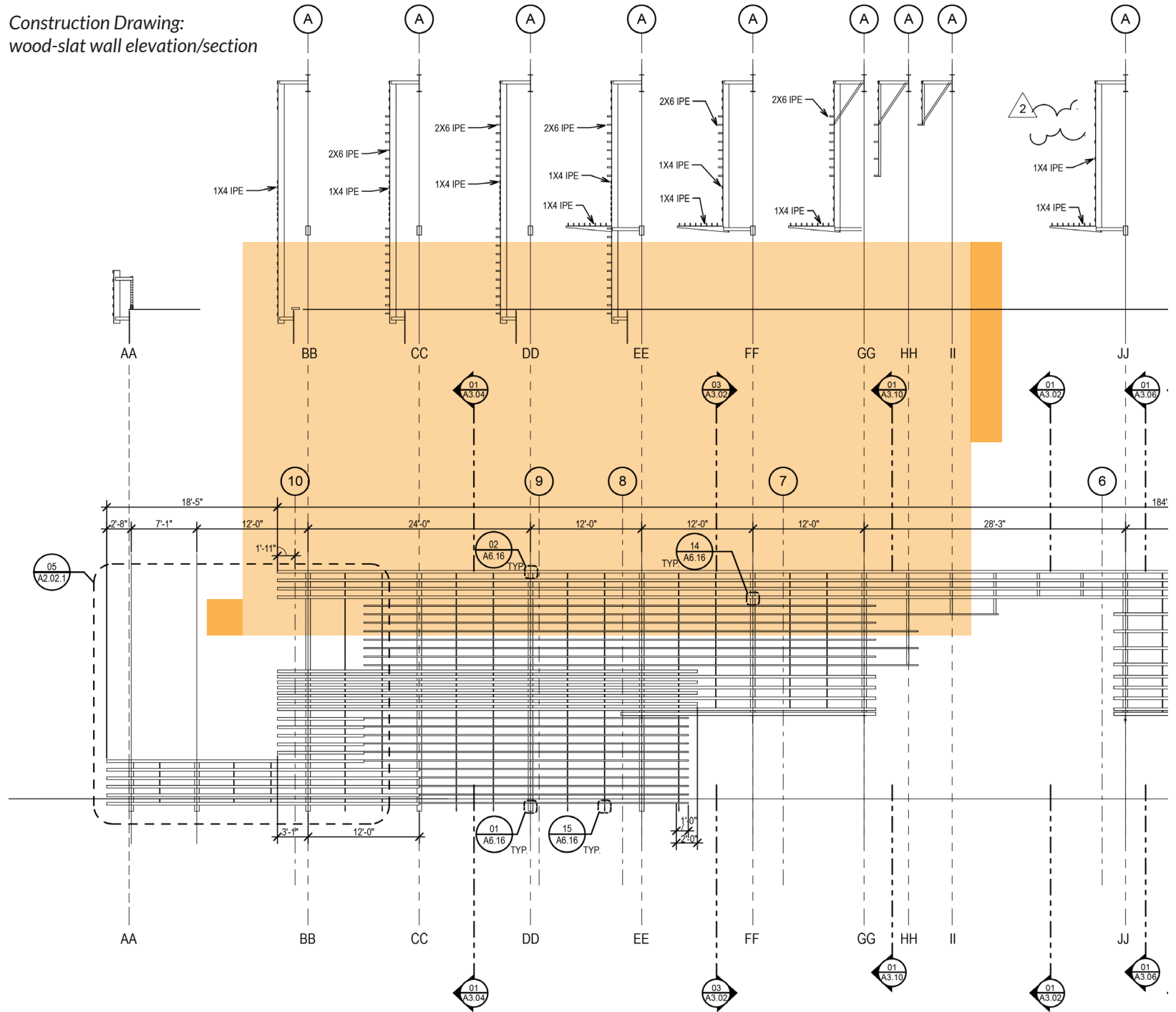
B.I.M. Facade Detail



A-Built Facade Detail Photo

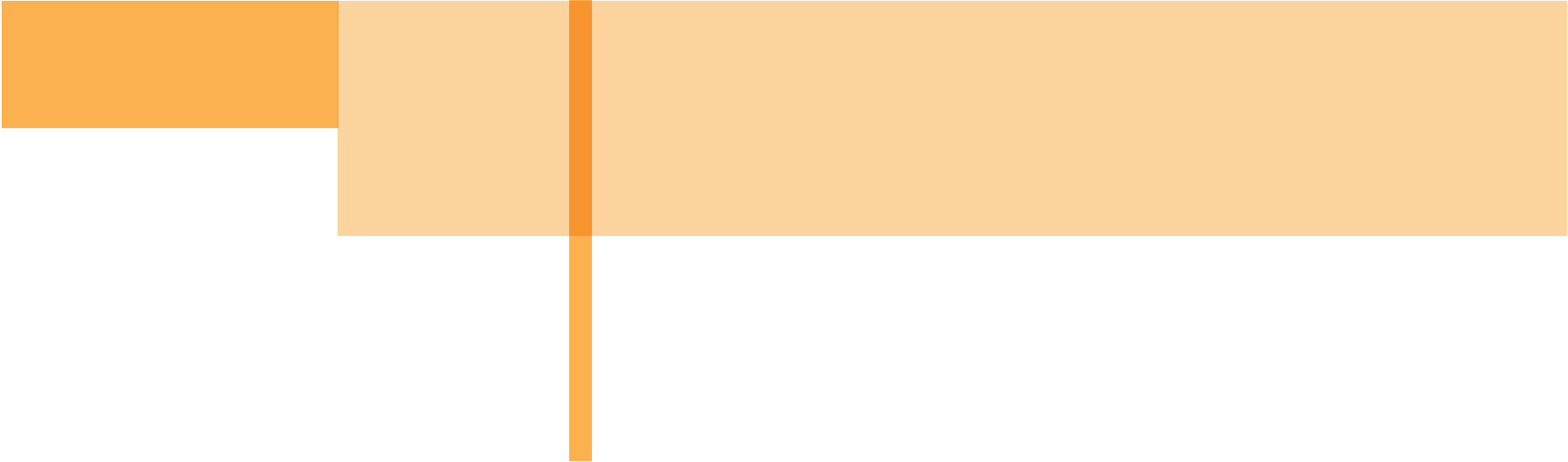


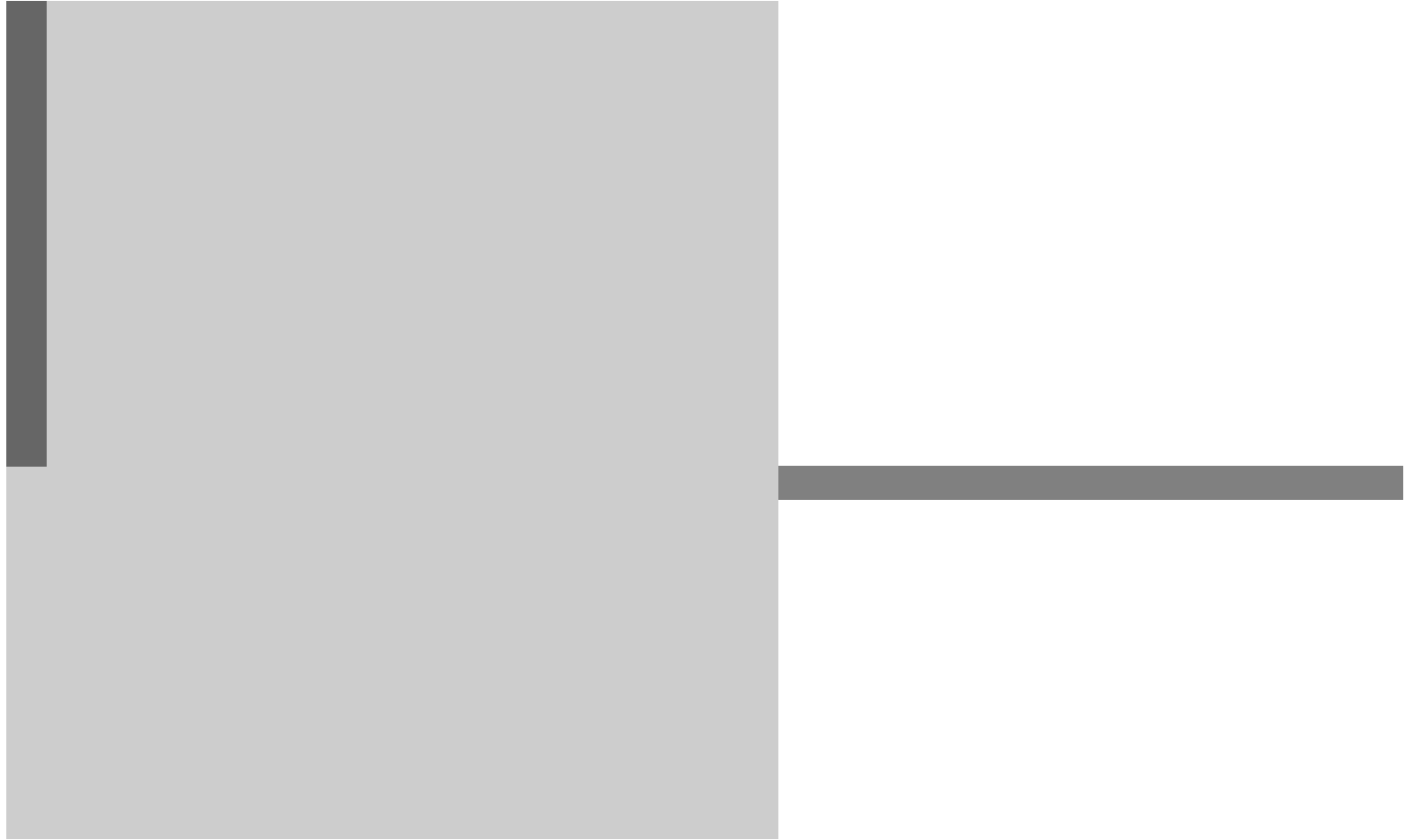
Construction Drawing:
wood-slat wall elevation/section



Front Perspective Rendering







WORSHIP / MIXED-USE



THE BROOK CHURCH


TOMBALL, TX

Role: Job Captain/Designer III
Firm: Visioneering Studios
Date: 2015




This project consists of a main structure of a new 4,500-square-foot pre-engineered building. Future phasing expansion includes a 6,000-square-foot wing for increasing program to serve K-5th grade users.

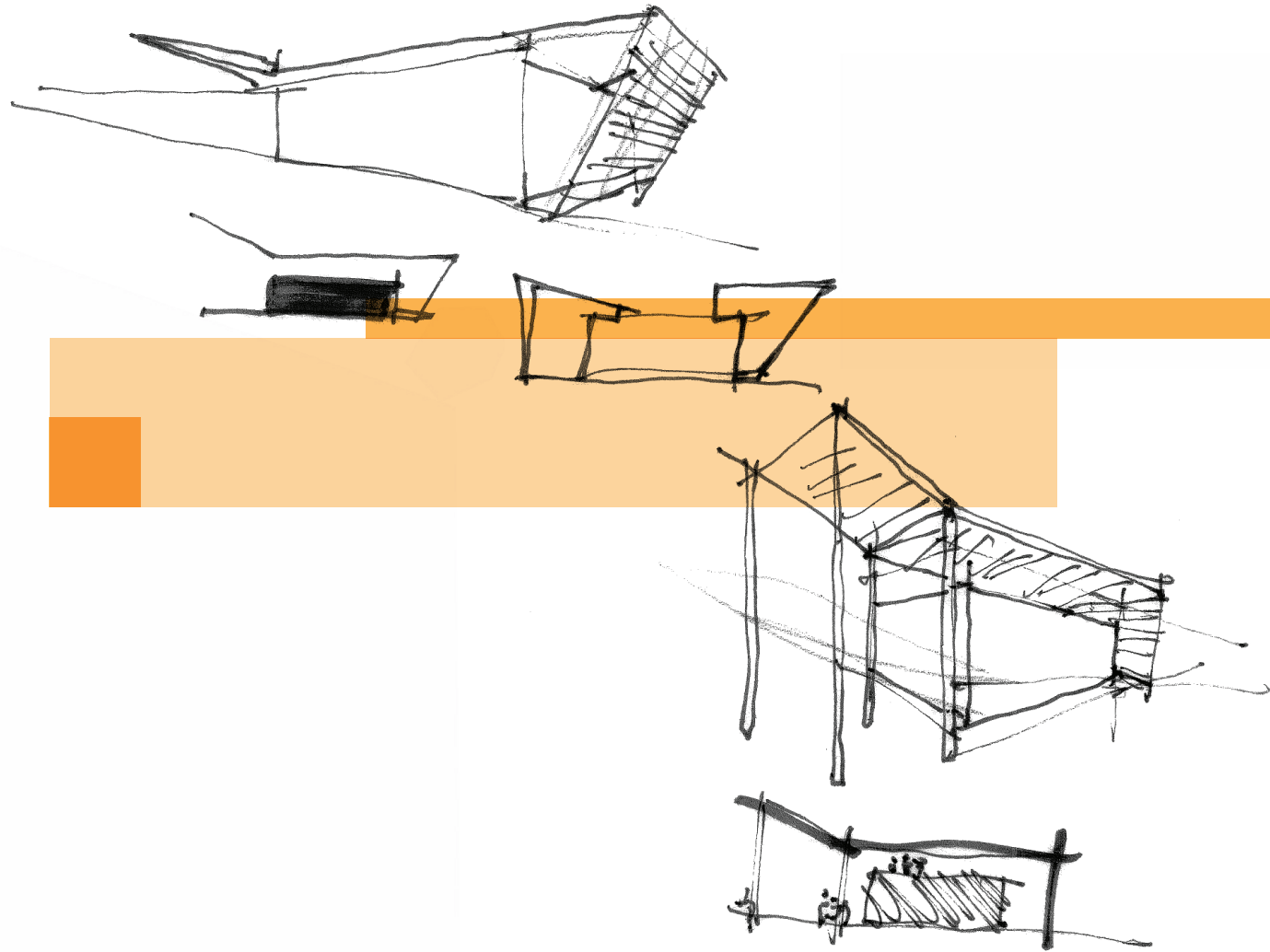
Part of this scope includes this design exploration of privacy, security, branding, and articulation through fabric canopies and a combination of flexible and alternating wood screen wall and partition added to the skin of structural tube steel members and columns.



Diagrammatic Massing/Elevation Sketches



Conceptual Facade Study Rendering







THE FATHER'S HOUSE

VACAVILLE, CA

Role: Job Captain/Designer III

Firm: Visioneering Studios

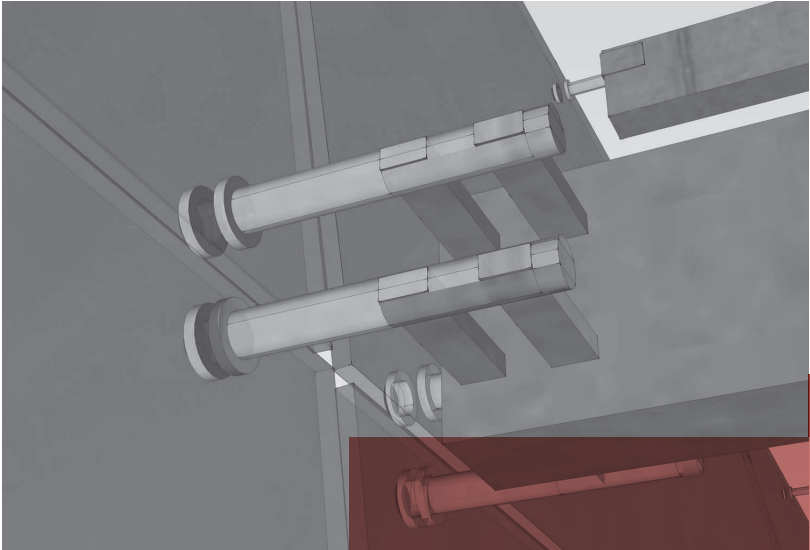
Date: 2013-2015



This 20-acre site includes a master plan for a 1,800-seat Worship Center of 30,000-square-feet, with a Nursery and Youth Ministry/Children's Building. Phase 1 incorporates the \$13 million hard-cost worship structure that becomes the focal hub of the site with elements such as a cantilevered metal mesh cloud, a colorful 3-form illuminated structural column, and site elements such as multiple water features and a fire-lit meandering path.

The 13,000-square-foot Youth Ministry/Children's Building makes its own presence with a sweeping vertically curved walls and illuminated columns that sparks imaginations with biblical metaphors.

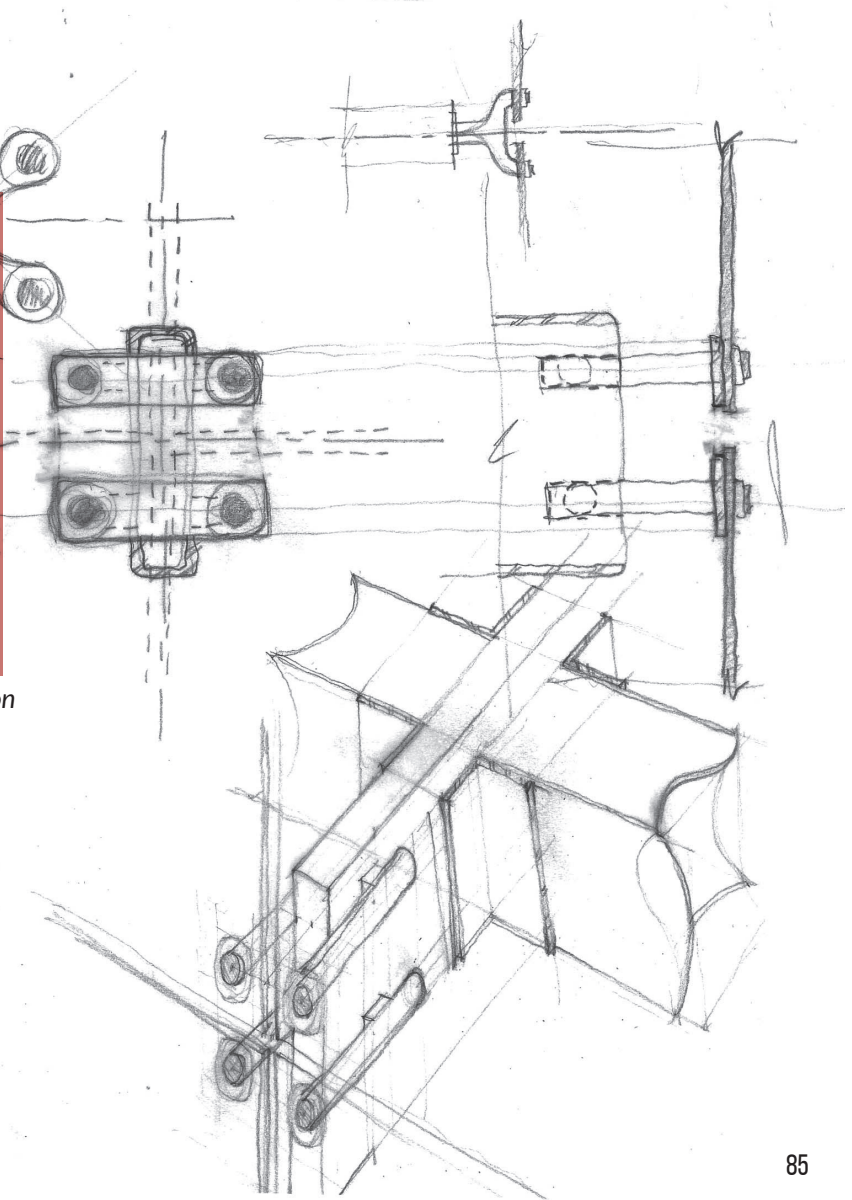




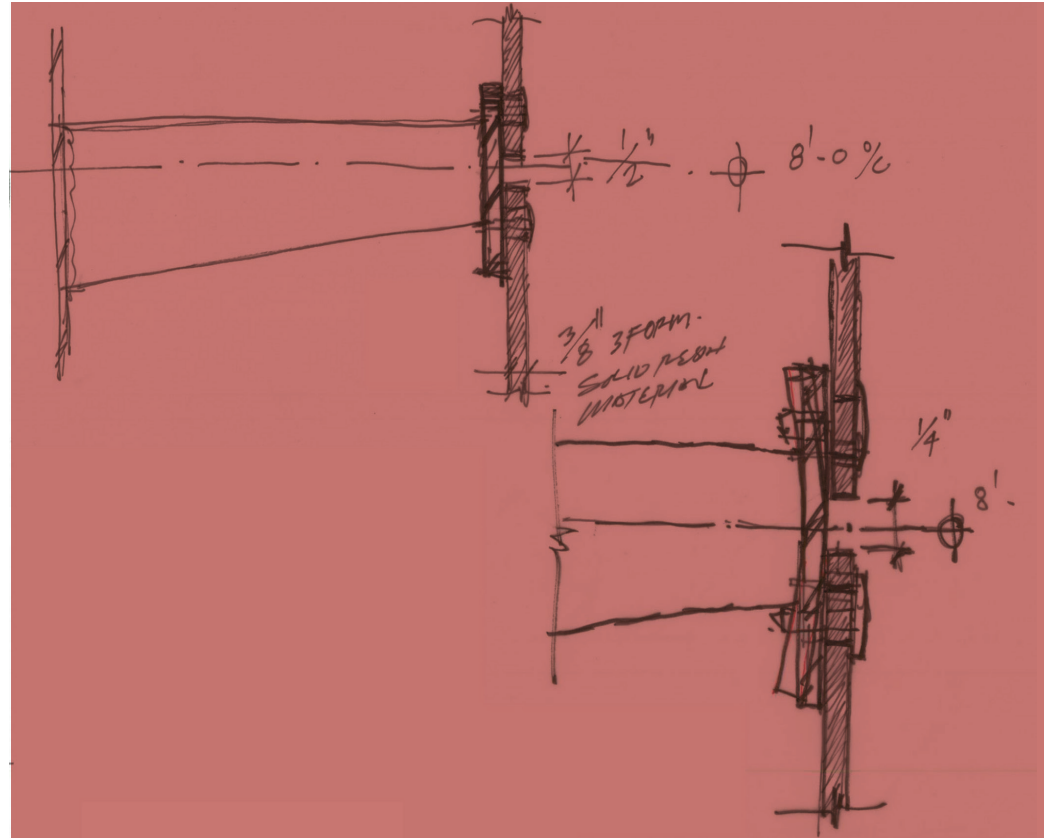
Digital Model of Connection
Detail: 3-Form Panels




Conceptual Connection
Detail Sketch



Conceptual Connection Detail Sketch:
Column of Fire with Radius 3-Form Panels





Sketch Up Exhibit: Column of Fire

PORTER RANCH, CA

Role: Job Captain/Designer III

Firm: Visioneering Studios

Date: 2015

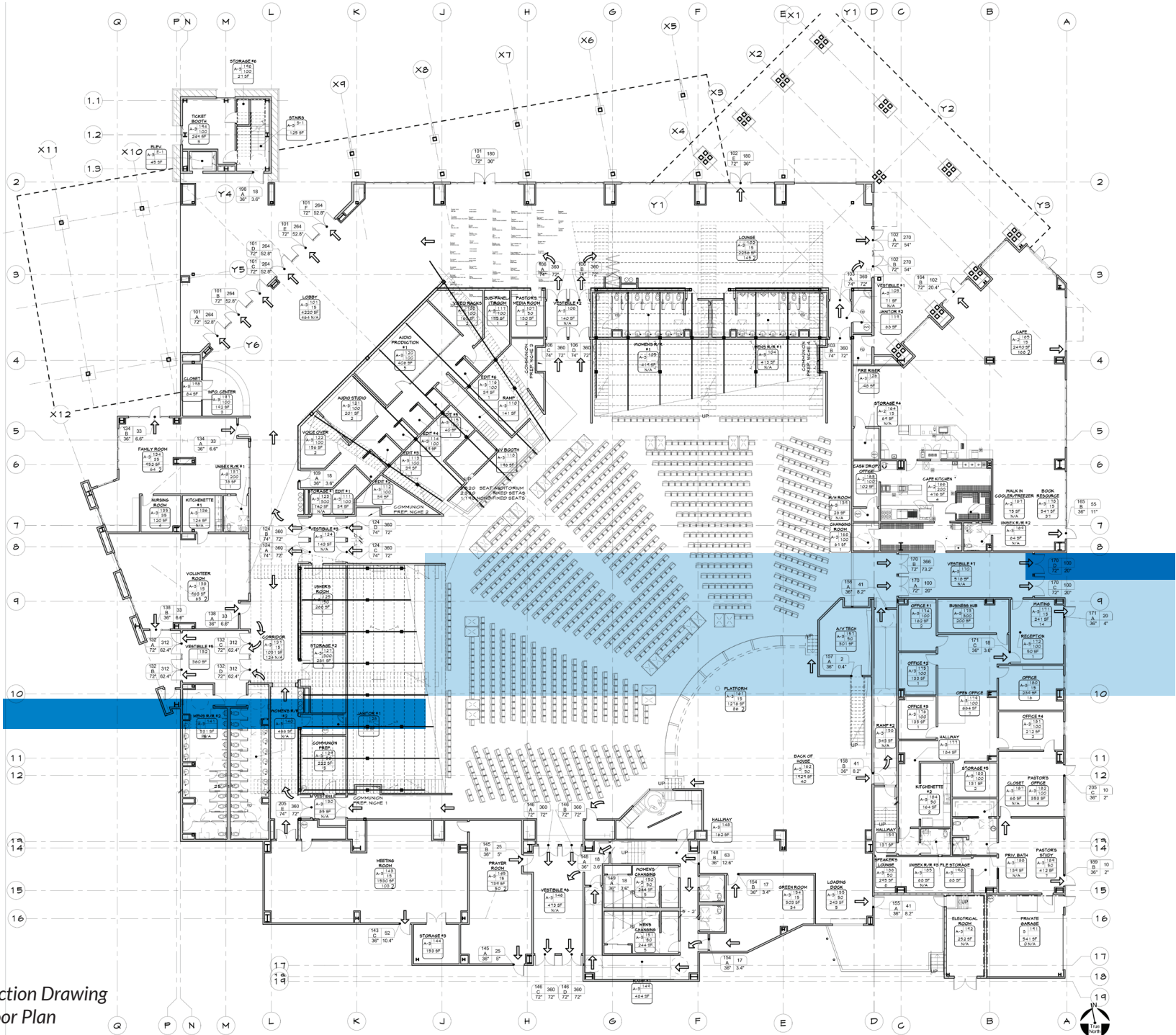
SHEPHERD OF THE HILLS

As-built Photo: Arrival Viewpoint



This 60,000-square-foot ground up worship facility in Los Angeles County houses 3,500 traditional and stadium seats. Program includes a three-story prayer tower offering a 360-degree view, full kitchen, café/bookstore and 3 acres of site improvements. Site strategies included new parking layouts/additions and access lanes to enhance ingress and egress to campus.

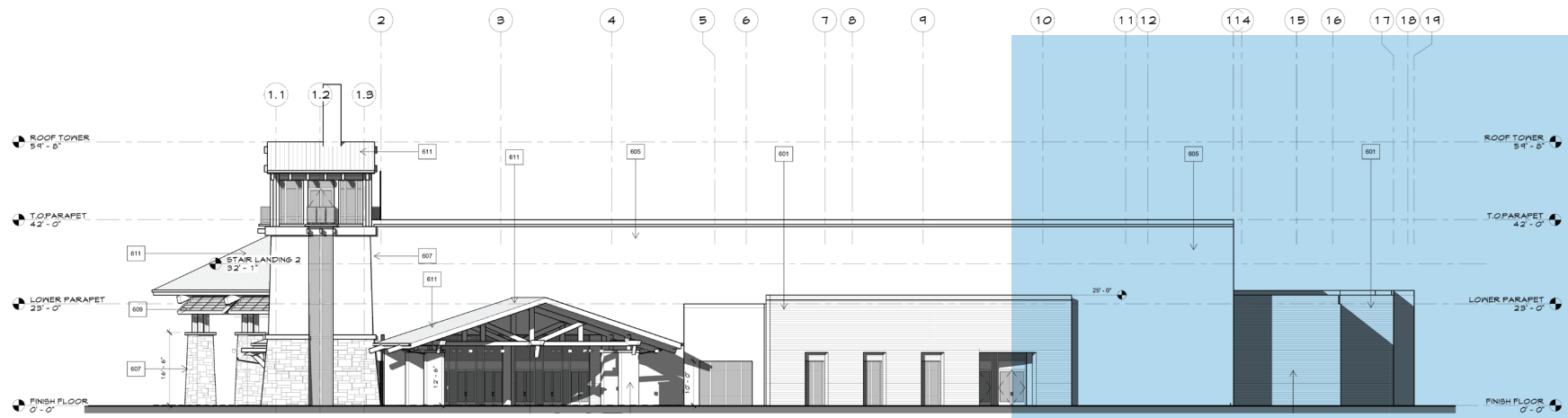
The main worship structure massing and large expanses of glass open the structure to the prominent Rinaldi Street and the Towne Center Shopping plaza to the north. While integrating itself into the context of existing buildings, the sanctuary space has a distinctly contemporary aesthetic.



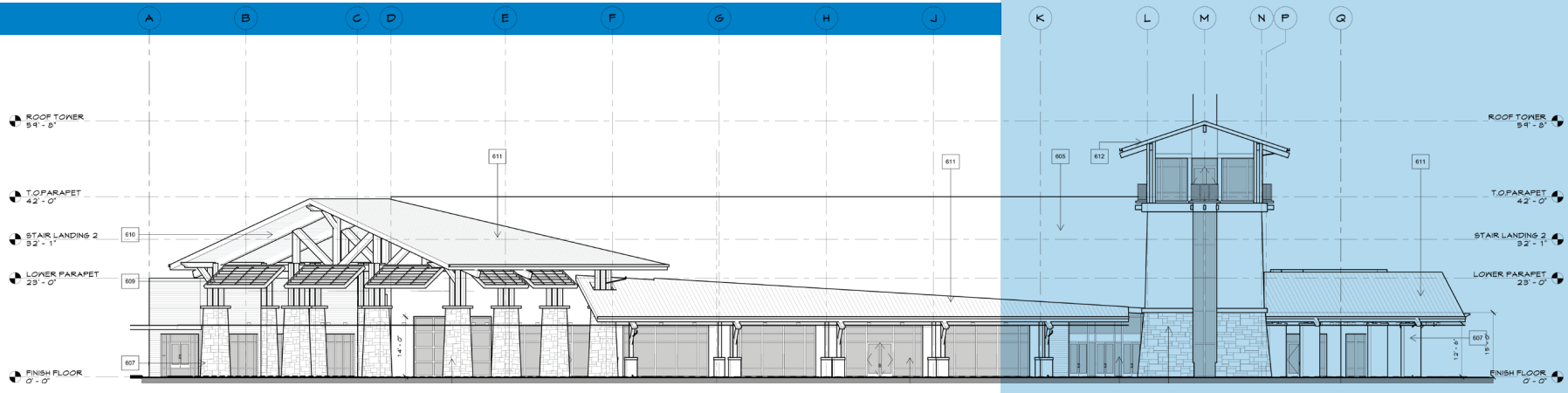
Construction Drawing
First-Floor Plan



Overall Campus Sketch Up Perspective



West Elevation




North Elevation



Construction Photos: Main steel truss column members
(Gathering Pavilion/Bell-Tower)







MISCELLANEOUS

These works represent multiple artistic explorations that are the bloodline of any compelling design. Each artifact contains marks, brushes, scratches, washes, sprays, lines, etchings that come in waves and layers of mixed medias like acrylics, chalk, watercolor, indian ink, spray paint, pastels, crayon, colored pencil, markers. Inspiration comes from the daily things that echo of beauty – sometimes mundane, sometimes dramatic, sometimes sensual, sometimes banal while always an outlet for me to tap into my upbringing, subconscious, and inspirations in the act of simply playing. The fundamental human act of play, a thing of vital importance that I am daily reminded of from my young son, is an act I never wish to discard – and one that I ironically, take quite seriously. Any good design, I believe has some deep roots in this notion of play and exploration of materials, medias, and scale.

ART

Role: Numbskull Making a Mess

Date: Whole Life

Media: acrylic, charcoal, pencil,
spray paint, crayon

Size: 35" x 28.75" cardboard






Media: charcoal
Size: 8" x 10" 500 series
mixed media sketchbook



Media: acrylic, charcoal, pencil,
Size: 30" x 37" cardboard



Media: graphite pencil
Size: 9" x 12" Canson
watercolor paper



Media: oil pastel, watercolor, crayon
Size: 9" x 12" mixed media sketchbook

Media: acrylic, charcoal,
pencil, spray paint
Size: 35" x 28.5" cardboard





Media: acrylic, chalk, colored pencil, charcoal
Size: 35.5" x 30" cardboard



Media: chalk, acrylic, charcoal, pencil, oil pastel
Size: 35" x 28.75" cardboard

